CA
DY

# Senior Photo Prep

## 1-2 Months Before

- ☐ Book your session (choose location, date, and time)
- ☐ Start planning your outfits, hairstyle, and props
- ☐ Avoid getting obvious tan lines

## 1 Week Before Your Session

- ☐ Have your hair cut and/or colored, with your hairstyle planned
- ☐ Pack your outfits. We recommend 1 outfit for each scene
- ☐ Have clean, freshly manicured nails for your session
- ☐ Practice some poses so you know what works best for you

## 1 Day Before Your Session

- ☐ Confirm studio location in your session confirmation email
- ☐ Get plenty of sleep the night before so you look well-rested
- ☐ Make sure your outfits are wrinkle-free (iron or steamed)
- ☐ Pack your outfits, jewelry, and other accessories
- ☐ Pack your undergarments for your Yearbook and Cap & Gown scenes
  - Drape: spaghetti strap/strapless tank top
  - Tux: white undershirt
- ☐ Pack a make-up bag or hair supplies for touch-ups

## Day of Your Session

- ☐ Check for traffic to ensure you arrive on time
- ☐ Bring snacks and drinks

## Enjoy Your Portrait Session!

*CADY provides everything you need for your Yearbook and Cap & Gown scenes. You won't need to worry about bringing a tux, drape, pearls, cap or gown. We have you covered!

CA
DY

# What to Bring To Your Session

## Your Outfit Bag

All sessions come with at least 1 scene. We recommend at least 1 outfit per scene, but the more options, the better.

**Our top recommended outfits:**

- Your favorite outfit
- Your parent's favorite outfit
- Undershirts for your Tux & Drape portraits
- Your favorite shoes
- Jewelry and accessories

## Don't Forget Props

Do you play a sport, game, or have a hobby?
Bring the things that make you unique.
Please note if you're attending a session at your school, you must comply with your school's guidelines for props.

**Seniors have brought:**

- Pets
- Sports gear
- Sneaker collections
- Favorite books
- Art supplies
- Music equipment



# Outfit Planner

Pick your outfits and share this chart to your device. Keep track of your outfits and accessories for each scene using Markup or your favorite app.

**For more outfit inspiration, visit our Senior Style Guide.**



## Emerge

List your outfit and accessories

Recommended attire: semi-formal & athletic

Top:

Bottom:

Shoes:

Accessories:



## Shadowland

List your outfit and accessories:

Recommended attire: semi-formal

Top:

Bottom:

Shoes:

Accessories:



## WonderLight

List your outfit and accessories:

Recommended attire: casual

Top:

Bottom:

Shoes:

Accessories:

## Center Stage

List your outfit and accessories:

Recommended attire: formal

Top:

Bottom:

Shoes:

Accessories:



## Prime Time

List your outfit and accessories:

Recommended attire: semi-formal & athletic

Top:

Bottom:

Shoes:

Accessories:



## Timeless

List your outfit and accessories:

Recommended attire: casual

Top:

Bottom:

Shoes:

Accessories:

## Exposure

List your outfit and accessories:

Recommended attire: formal

Top:

Bottom:

Shoes:

Accessories:

## Yearbook

Don't forget your undergarments for your Yearbook and Cap & Gown scenes.

Drape: spaghetti strap/ strapless tank top

Tux: white undershirt

## Living Walls

List your outfit and accessories:

Recommended attire: casual

Top:

Bottom:

Shoes:

Accessories:



## Outdoor

List your outfit and accessories:

Top:

Bottom:

Shoes:

Accessories: