

SUMMER COURSE WORK FOR 12th GRADE ENGLISH CCR (College/Career Ready)

PRINT this page and follow the step by step illustrated directions.

This assignment can easily be completed in a few days **or less**.

1. GO to www.chompchomp.com

2. CLICK ENTER:

GRAMMAR BYTES!

Grammar Instruction with Attitude

ENTER


3. Scroll down and click MOOC :

MOOC

Register for the **Massive Open Online Course** [MOOC]. New quizzes await. A digital grade book will record your work. Get **directions** to enroll.



4. CLICK on Self-Enroll in this course:



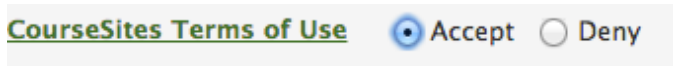
5. CLICK on I Need a CourseSites account:



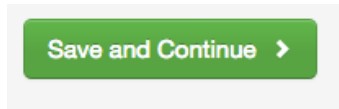
6. CREATE a New Student Account. FILL OUT all the information, and remember to **WRITE DOWN your username and password!**

Username: _____ Password: _____

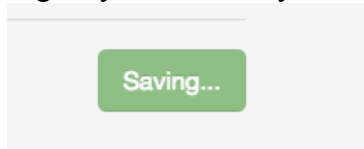
7. Be sure to CLICK on CourseSites Terms of Use:



8. CLICK Save and Continue:




Depending on your browser you may see this:



Don't worry, your account has been created. But you will need to open another tab and repeat steps 1-3.

9. Login with the account you just created CLICK:



You **DO NOT** need to create another account. **YOU MUST** write down user & password or you will lose all your work!!!

10. Log in:

USERNAME:

PASSWORD:


[Forgot Your Password? \(new window\)](#)


11. When prompted you must Agree & Continue to Cookies:


By clicking **Agree & Continue**, you accept cookies from this website, as well as how they collect, store, and use data that you input.

Depending on your browser it may ask to Create Profile. CLICK on the blue “I’ll do it later”

12. You are now on the CONTENT PAGE:

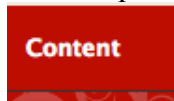
 **Grammar Bytes! Pretest**
How well do you know the rules that govern : here: apostrophes, commas, comma splices :
You'll have **one hour** to take this 30-item pretest. **an answer and move to a new question.**

 **Apostrophes**
Learn to find and fix apostrophe errors.

 **Commas**
Learn to find and fix comma errors.

13. TAKE the **Grammar Bytes! Pretest**. There are 30 questions. On the last question, HIT **Save and Submit**.

15. After each quiz return to the CONTENT PAGE by CLICKing on Content in the left hand corner:



16. WORK through EACH of the content areas (**apostrophes, commas, comma splices and fused sentences, fragments, pronoun agreement, and pronoun reference**). There are rules for you to review, a Powerpoint for you to enjoy, practice exercises, and a quiz for each content area.

17. TAKE QUIZ for **each** content area (**Hare OR Cheetah ONLY**). TORTISE or SNAIL WILL NOT COUNT!!

18. READ the Review Test Submission for each quiz to see what you missed.

19. After all quizzes are completed, TAKE the **Grammar Bytes! Posttest**.

20. When you’ve completed ALL quizzes and post-pre test CLICK My Grades in the left-hand column:

Grammar Bytes!
Grammar Instruction
with Attitude

Content

Announcements

My Grades

My Achievements

CourseSites Help

PRINT YOUR GRADE SHEET! and get a parent signature on this page. **Make sure your name is visible and shows all 8 quiz grades. TURN IN Grade Sheet clearly showing all quizzes by August 17, 2018. This will count as your first test grade in English.**

